

BULGARIA & ITALY IN 10 INDICATORS



BY STEFANO BALDI

GETTING TO KNOW THE COUNTRIES THROUGH
INTERNATIONAL RANKINGS

indicator

'ɪndɪkeɪtə/

noun

1. a thing that indicates the state or level of something
2. a device providing specific information on the state or condition of something

10 INDICATORS

1. **Doing Business**



2. **Human development index**



3. **Global Competitiveness**



4. **Global Attractiveness Index**



5. **Democracy Index**



6. **Corruption Perception index**



7. **Freedom of Press**



8. **The global gender Gap ranking**



9. **Global Innovation Index**



10. **E-Government Development**



DOING BUSINESS

MEASURING BUSINESS REGULATIONS

1



Indicators

- 1) Starting a Business
- 2) Dealing with Construction Permits
- 3) Electricity supply
- 4) Registering Property
- 5) Getting Credit
- 6) Protecting Investors
- 7) Paying Taxes
- 8) Trading Across Borders
- 9) Enforcing Contracts
- 10) Resolving insolvency



Countries: 190

Year: 2018 (data 2017)

Top Ranking: New Zealand (86.55)


Worst: Somalia (19.98)

URL: www.doingbusiness.org

DOING BUSINESS RANKING



46
(50)



1

190
(189)

Best

Worst



50
(39)

Measuring the
regulations that
enhance business
activity and those that
constrain it

HUMAN DEVELOPMENT INDEX

MEASURING OVERALL DEVELOPMENT

2

Indicators

- 1) Life expectancy
- 2) Education
- 3) Gross national income per capita



(International
Organization)



Countries: 188

Year: 2017 (data 2016)

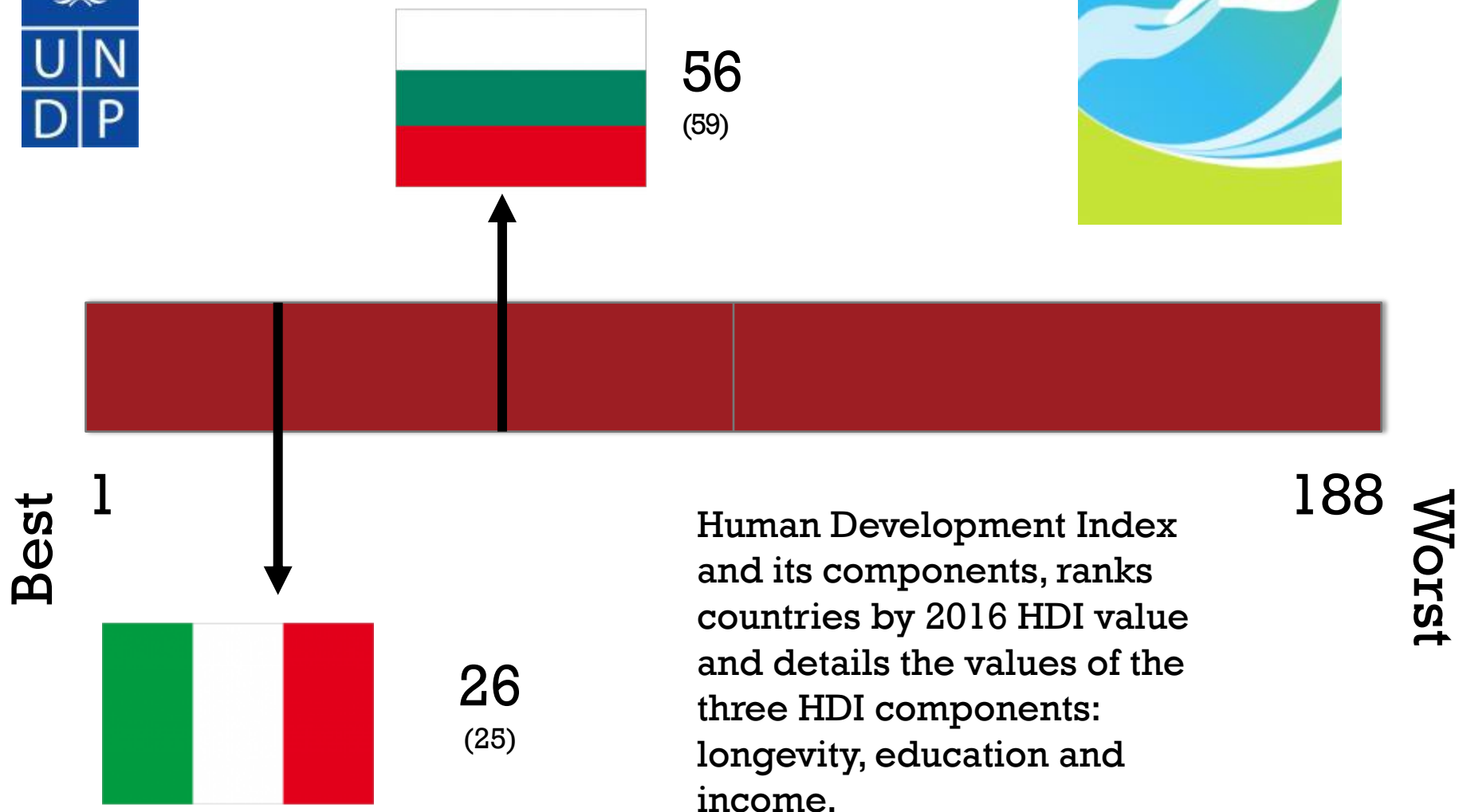
Top Ranking: Norway (0.949)

Worst: Central African Republic
(0.352)

URL: <http://hdr.undp.org/en>

HUMAN DEVELOPMENT INDEX

RANKINGS



GLOBAL COMPETITIVENESS INDEX

3

ASSESSING THE COMPETITIVENESS LANDSCAPE

Indicators

- 1) Institutions
- 2) Infrastructure
- 3) Macroeconomic Environment
- 4) Health and primary education
- 5) Higher education and training
- 6) Goods market efficiency
- 7) Labor market efficiency
- 8) Financial market development
- 9) Technological adoption
- 10) Market size
- 11) Business sophistication
- 12) Innovation



Countries: 138

Year: 2016/2017

Top Ranking: Switzerland (Score 5.81)

Worst: Yemen (Score 2.74)

Url: <https://www.weforum.org>

GLOBAL COMPETITIVENESS INDEX

RANKINGS



50
(54)



1



44
(43)

Assessing the national
competitiveness
worldwide

138
(144)

Worst

GLOBAL ATTRACTIVENESS INDEX

THE BAROMETER OF A COUNTRY'S ATTRACTIVENESS

4



Indicators

- 1) Positioning
- 2) Dynamicity
- 3) Sustainability

Countries: 144

Year: 2017 (data 2017)

Top Ranking: USA (Score 100.0)

Worst: Lesotho (Score 1.0)

Url:


<https://www.ambrosetti.eu/en/research-and-presentations/global-attractiveness-index-report-2017/>

GLOBAL ATTRACTIVENESS INDEX

RANKINGS



71



1



16
(17)

Focusing on investor
relations

144

Worst

DEMOCRACY INDEX

DEFINING WHAT KIND OF DEMOCRACY

5



Indicators (60)

- 1) Electoral processes
- 2) Functioning of government
- 3) Political participation
- 4) Political culture
- 5) Civil liberties

Countries: 167

Year: 2017 (data 2016)

Top Ranking: Norway (Score 9.93)

Worst: North Korea (Score 1.08)

Url: www.eiu.com/infographics.economist.com/2017/DemocracyIndex/

DEMOCRACY INDEX

RANKINGS



2016: Revenge of the "deplorables"

The Economist



47
(46)



1



21
(21)

Snapshot of the state of democracy worldwide for 165 independent states and two territories

147
(167)

Worst

31

Best

CORRUPTION PERCEPTION INDEX

6

PERCEPTIONS OF CORRUPTION IN THE PUBLIC SECTOR

Indicators

13 different valid sources:

1) Reliable and valid methodology

2) Performed by a credible institution

3) Allow for sufficient variation of scores to distinguish between countries



Countries: 176

Year: 2016 (data 2016)

Top Ranking: Denmark, New Zealand (Score 90)

Worst: Somalia (Score 10)

Url: www.transparency.org

CORRUPTION PERCEPTION INDEX

RANKINGS



75
(69)



Best

1



60
(61)

Measuring the
perceived levels of
public sector
corruption
worldwide

176
(168)

Worst

FREEDOM OF THE PRESS

ASSESSING MEDIA INDEPENDENCE AROUND THE WORLD

7

Indicators

- 1) Legal environment
- 2) Political environment
- 3) Economic environment



Countries: 210

Year: 2017 (data 2017)

Top Ranking: Norway (Score 8)

Worst: North Korea (Score 98)

Url: <https://freedomhouse.org>




FREEDOM OF THE PRESS

RANKINGS



42
(40)



1



31
(31)

202
(199)

Worst

THE GLOBAL GENDER GAP RANKINGS

8

QUANTIFYING GENDER DISPARITIES

Indicators

- 1) Economic participation and opportunity
- 2) Educational attainment
- 3) Health and survival
- 4) Political empowerment



Countries: 144

Year: 2017 (data 2017)

Top Ranking: Iceland (Score 0.878)

Worst: Yemen (0.516)

Url: <http://reports.weforum.org>

THE GLOBAL GENDER GAP RANKINGS



RANKINGS



82
(50)



Best

1



18
(41)

Quantifying the relative gaps
between women and men across
four key areas: health, education,
economy and politics.

144
(145)

Worst

GLOBAL INNOVATION INDEX

MEASURING INNOVATION

9



Johnson
Cornell
SC Johnson College of Business

INSEAD
The Business School
for the World®



Indicators

- 1) Innovation Input Sub Index
- 2) Innovation Output Sub Index

Countries: 128

Year: 2017 (data 2016)

Top Ranking: Switzerland (Score 67.69)

Worst: Yemen (15.64)

Url: <https://www.globalinnovationindex.org>

GLOBAL INNOVATION INDEX

RANKINGS



Johnson
Cornell
SC Johnson College of Business



INSEAD
The Business School
for the World®



Best

1



29
(31)



36
(38)

Measuring innovation and providing tools that can assist in tailoring policies to promote long-term output growth, improved productivity, and job growth

128
(141)


Worst

12

E-GOVERNMENT DEVELOPMENT INDEX

TRANSFORMING PUBLIC ADMINISTRATION INTO AN INSTRUMENT OF
SUSTAINABLE DEVELOPMENT

10



Indicators

1) Online service index

2) Telecommunication
index

3) Human capital index

Countries: 193

Year: 2016 (data 2016)

Top Ranking: UK and Northern Ireland
(0.9193)

Worst: Somalia (0.0270)


Url: www.publicadministration.un.org

E-GOVERNMENT DEVELOPMENT INDEX

RANKINGS



52
(73)



Best

1




22
(23)

Managing data and
information, enhancing
public service delivery, as
well as expanding
communication channels for
engagement and
empowerment of people

193
(193)

Worst

23



© The New Yorker, 17 January 1948